



EUROLabOffice 4.0

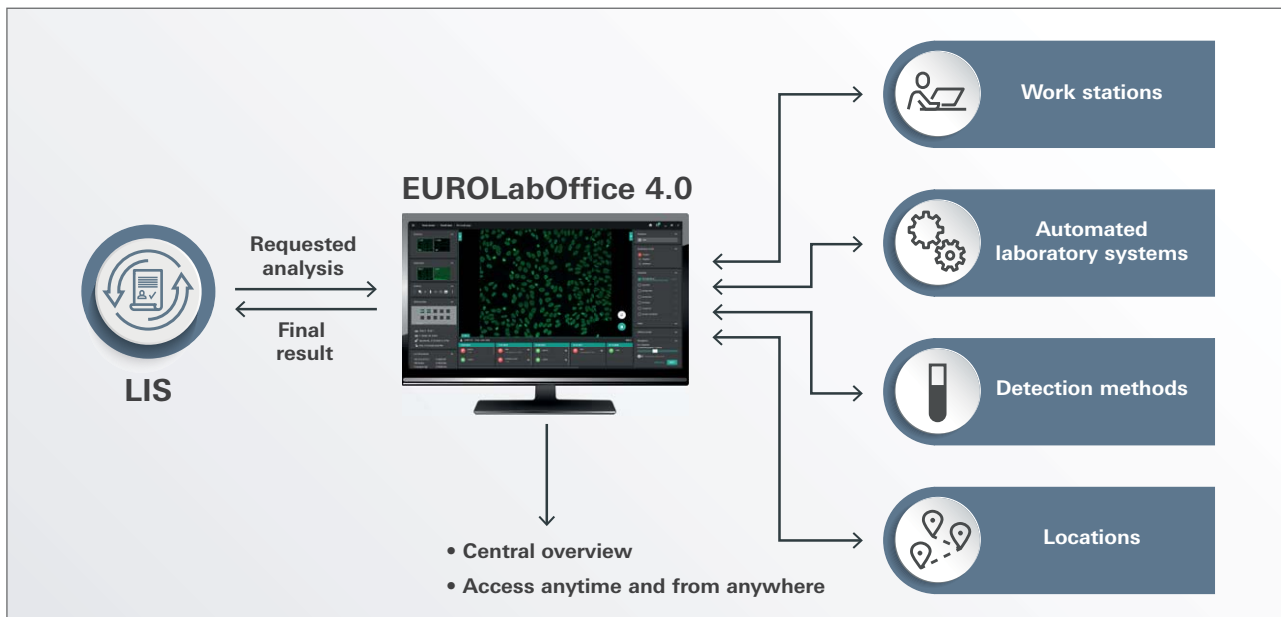
Digital laboratory organisation and intelligent
interconnectivity for your diagnostic laboratory



- Flexibility for your daily routine using EUROLabOffice 4.0 as central interface in your diagnostic laboratory
- Simple, intuitive operation with only a few clicks – user-friendly interface for each individual work station
- Faster result generation – optimised workflows with minimal hands-on time
- Convenient automation process – continuous exchange with the laboratory information system (LIS) and connected instruments
- Full focus on the patient – clear presentation of all results with a comprehensive patient history including all immunofluorescence images on one page



Intelligent integration – secure, fast and traceable



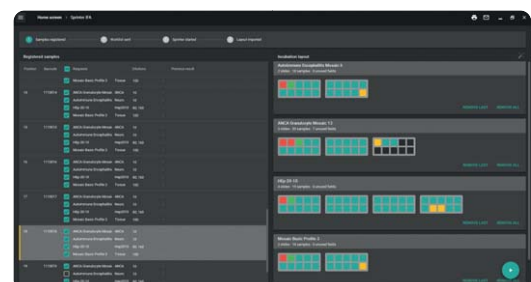
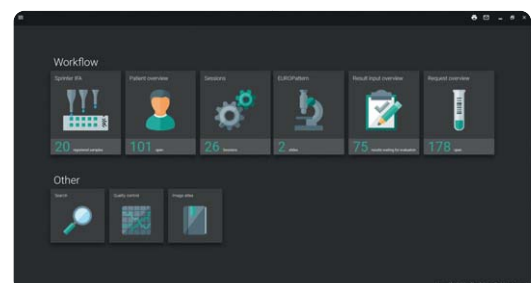
- Continuous exchange between ELO 4.0 and LIS for data availability at all times
- Inter-connection of all work stations and automated laboratory systems, including optimised connection of random access instruments
- Central interface for all detection methods: IIFT, ELISA, blot and ChLIA
- Optimised access to all data, anytime and from anywhere, even across different locations

All in one software – valuable assistance from start to finish



Flexible creation of optimised work protocols – as spontaneous as the laboratory routine

- Intuitive usage of the software thanks to the clearly structured user interface
- Automatic cost optimisation during protocol creation
- Automatic comparison of the samples registered with the laboratory instrument with open requests in the LIS
- Digital patient and result lists for simple laboratory organisation
- Possibility of spontaneous adaptation of sample, test or dilution choices via the live view and direct recalculation of the work protocol
- Flexible real-time access to all requests for optimal support in the laboratory routine





User-friendly result display – fast and reliable result generation

- Helpful information on test processing and sample traceability available at all times
- Combined presentation of recent requests and all test results from all work stations on one page
- Access to the entire patient history, including IIFT and blot images, directly during result entry
- Automatic suggestion of a final result for a growing number of substrates, encompassing positive/negative classification or pattern recognition as well as calculation of titers based on deep-learning algorithms when using the automated microscopes EUROPattern Microscope Live or EUROPattern Microscope

Dilutions

Substrates

Process information

Lot information

Result suggestion

Classifier

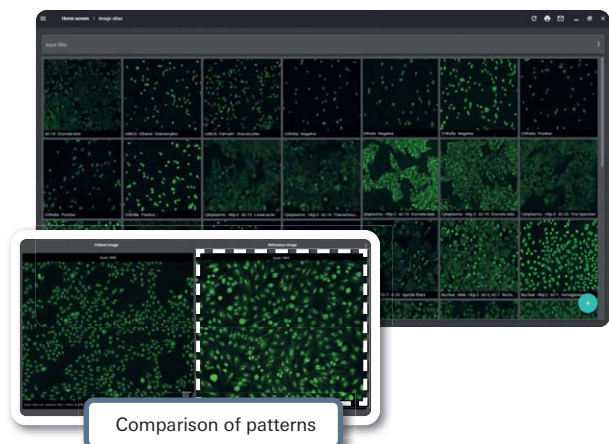
- Homogeneous 1:1000
- Speckled ?
- Nuclear dots ?
- Centromere ?
- Nucleolar ?
- Cytoplasmic ?
- Nuclear membrane ?

Pattern and titer suggestions

Patient history, including direct access to individual results and images

The icing on the cake – maximum reliability of IIFT evaluation with the image atlas

- Comprehensive IIFT image atlas comprising ICAP*-conformal reference images
*International Consensus on ANA Patterns
- Automated selection of suitable reference images based on the software-suggested IIFT pattern during use of the automated microscopes EUROPattern Microscope Live or EUROPattern Microscope
- Simple comparison of patterns on the evaluated image with the corresponding reference image in a side-by-side view
- Flexible expansion of the image atlas by user-own IIFT images and freely creatable keywords according to individual needs



Full focus on the patient





To enable fast and reliable result interpretation, ELO 4.0 combines all the results on one page, allowing a comprehensive view of a patient's data. The result evaluation is additionally supported by automatically generated result suggestions and the image atlas.

This will give you more efficiency and reduce test reruns, resulting in cost- and time-savings for you and the patients.




Instrument and software connections – a variety of solutions for every laboratory

- Bidirectional connection to fully automated IIFT processing instruments (EUROLabWorkstation IFA, UNIQO 160, Sprinter XL and IF Sprinter), fully automated ELISA processors (EUROLabWorkstation ELISA, EUROIMMUN Analyzer I and I-2P), automated microscopes (EUROPattern Microscope und EUROPattern Microscope Live) as well as the fully automated random access systems IDS-i10 and IDS-iSYS Multi-Discipline Automated System (see Figure)
- Bidirectional connection to the automated blot processors EUROBlotOne and EUROBlotMaster (via EUROLineScan)
- Connection of devices from other manufacturers available upon request
- Standard interfaces with LIS connection (HL7, ASTM, GDT, XML etc.)



EUROLabOffice 4.0



Order information

Software

EUROLabOffice 4.0

Order number

YG 0250-0101-7

We are happy to configure EUROLabOffice 4.0 according to your individual workflow needs. Contact us now!

Further information on EUROLabOffice 4.0 can be found here:

