




EUROLabCSF

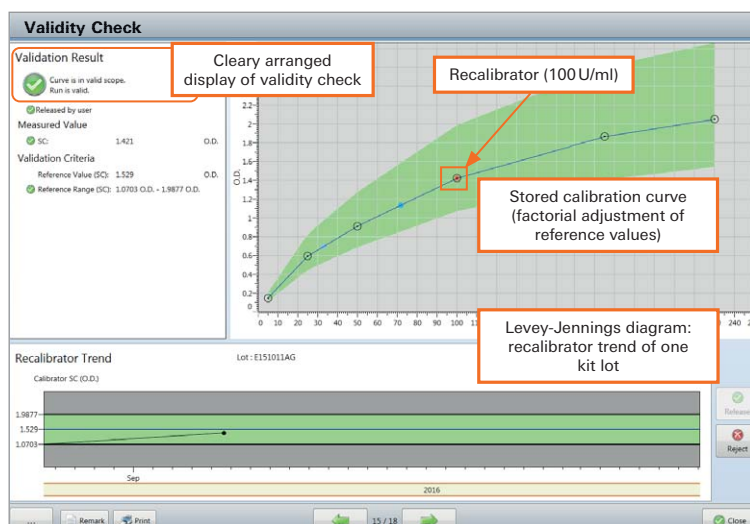
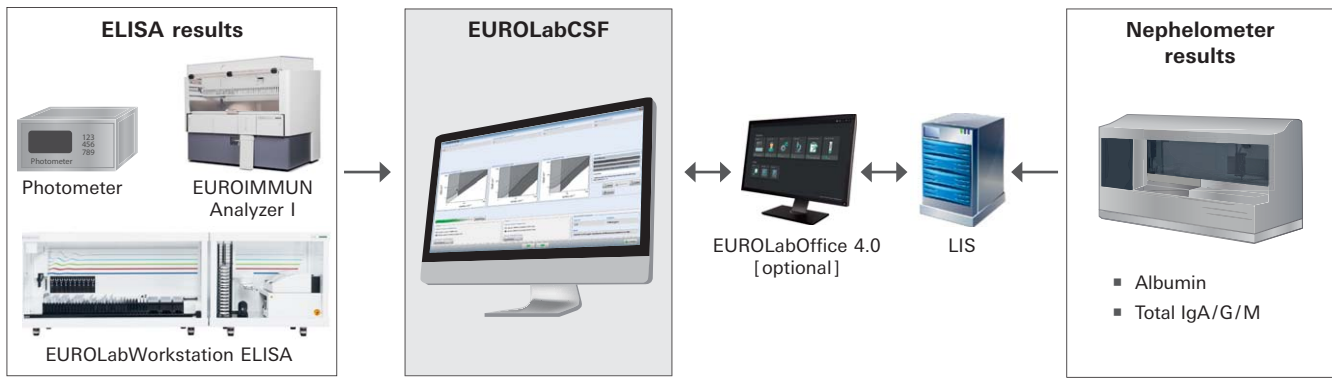
Automated and reliable evaluation in CSF diagnostics



- Automated calculation of CSF/serum quotients from pathogen-specific antibody, albumin and total IgA/G/M concentrations
- No manual data transfer necessary – bidirectional data connection between EUROIMMUN Analyzer I, EUROIMMUN Analyzer I-2P, EUROLabWorkstation ELISA or photometer, LIS and nephelometer
- Clear graphic display in quotient diagrams according to Reiber and Lange
- Storable standard curve for optimised usage
- Excellent service – reagents, instruments and software from one supplier

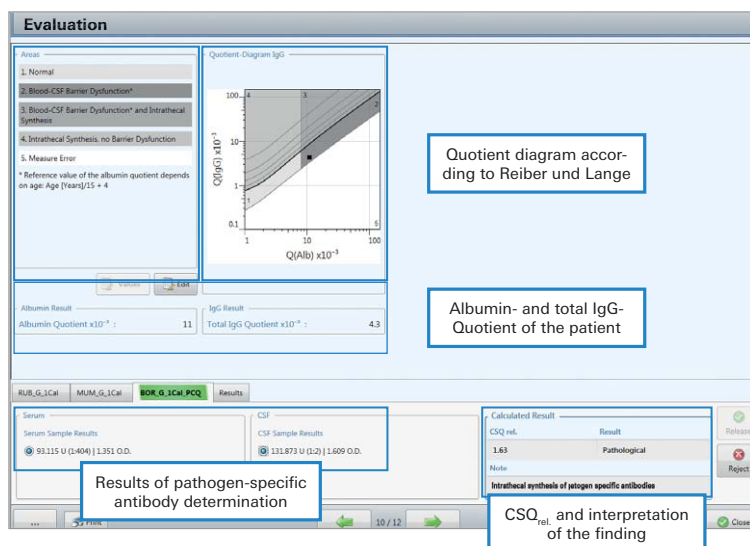


EUROLabCSF is a program for the automated calculation of CSF/serum quotients (CSQ_{alb} , CSQ_{total} IgA/G/M, $CSQ_{path-spec}$, CSQ_{lim} , and CSQ_{rel} , or antibody index AI). The CSQ_{rel} allows a statement to be made on intrathecal, pathogen-specific antibody synthesis. The albumin and antibody concentrations, determined by means of nephelometer and EUROIMMUN instruments are transferred online into EUROLabCSF. In this way, time-consuming and error-prone, manual data transmission can be avoided. However, manual input of the albumin and total IgA/G/M values or quotients in EUROLabCSF is also possible. In the case of manual processing of the EUROIMMUN CSF ELISAs, a photometer can be connected.



Optionally, a stored standard curve can be used. Here, only a recalibrator must be included per test run instead of 4–6 calibrators. In this way, ELISA reaction wells can be saved. The recalibration, validity check and calculation of antibody concentrations are done fully automatically with EUROLabCSF.

For internal quality control, the values of the recalibrator or of the serum/CSF controls of different test runs of one lot are clearly displayed and managed (Levey-Jennings diagram).



In the detailed view of a patient, all results and a suggested finding are shown. In addition, the CSF/serum quotients LSQ_{alb} and LSQ_{total} IgA/G/M are graphically displayed in the quotient diagram according to Reiber and Lange and can be interpreted according to the legend. Numerous configuration options allow for individual adjustment of units and report texts.

All results can be exported and/or printed. There are different options for printing.